



Power BI Dashboard Design

PROPOSAL

2025

Types of Dashboards

01

Financial Analytics

02

Tourism Analytics

03

Healthcare
Management

04

Inventory
Management

05

Other



2025



Finance

01

Comprehensive Financial Intelligence Solution

We deliver complete financial analysis coverage including:

- **Income Statements:** Real-time P&L analysis with trend monitoring
- **Balance Sheets:** Asset, liability, and equity tracking with comparative analysis
- **Cash Flow Statements:** Operating, investing, and financing activities visualization
- **Advanced Profitability Analysis:** Margin analysis, ROI calculations, and financial ratios

Key Features:

- Month-over-month and year-over-year comparative analysis
- Interactive profit/loss trend visualization
- Budget vs. actual performance tracking
- Advanced financial KPIs and profitability measures
- Department-wise financial breakdown
- Real-time financial health monitoring

Business Impact:

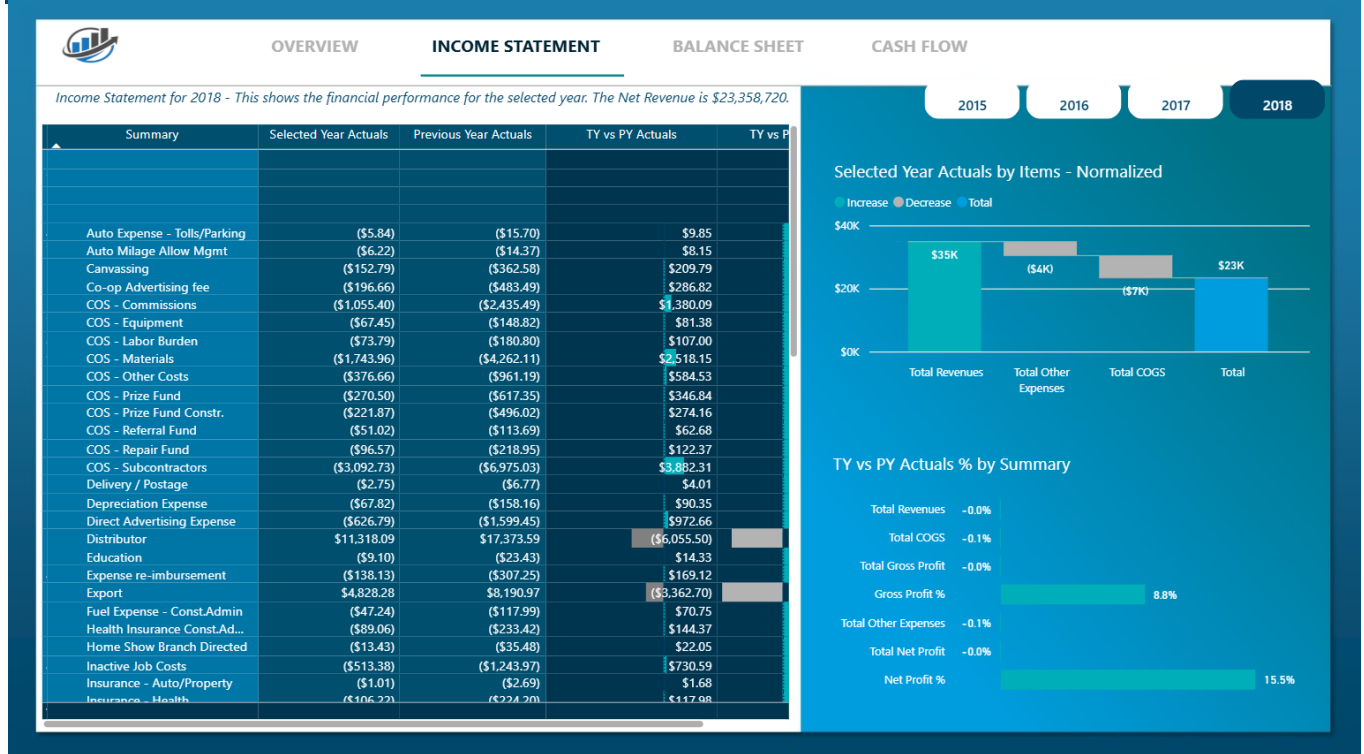
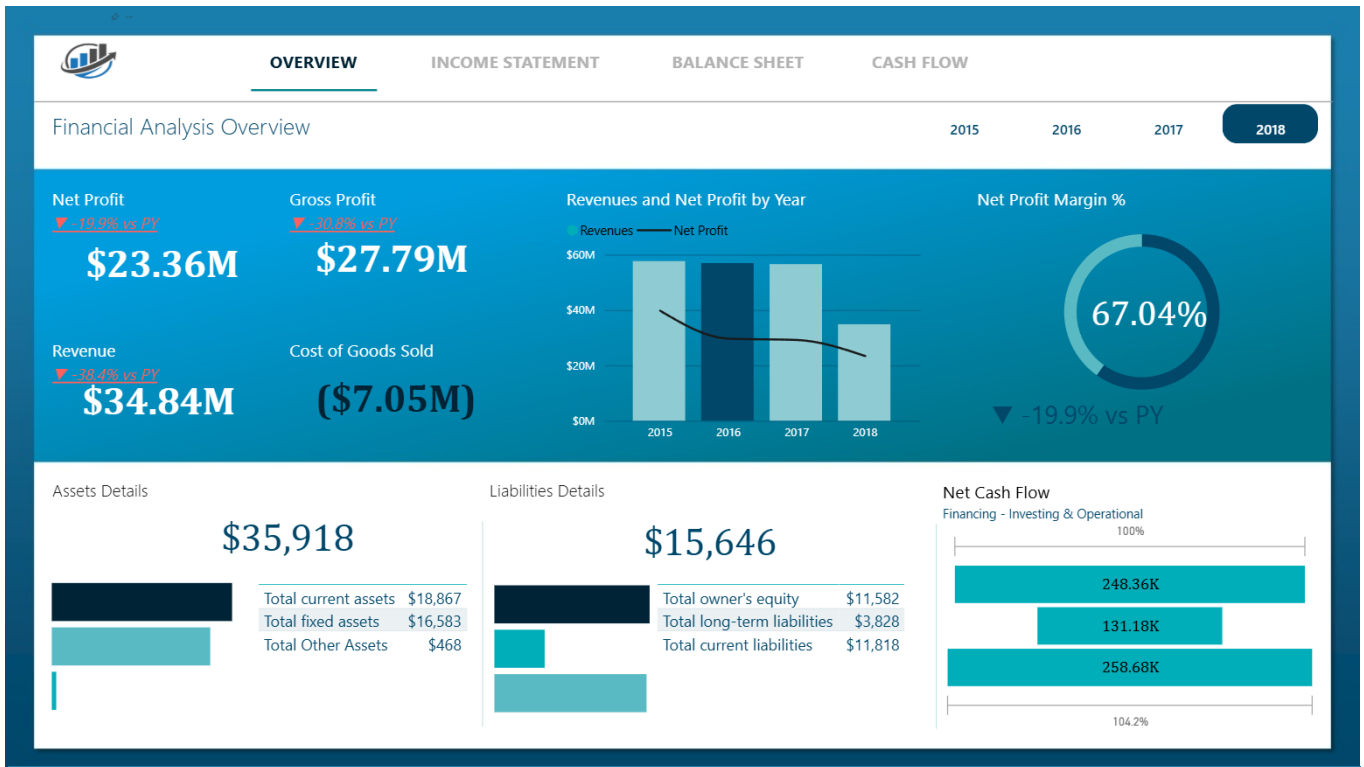
Enable CFOs and financial managers to make informed strategic decisions, optimize costs, and improve profitability through comprehensive financial visibility.



Finance

01

[Check dashboard with this link](#)





Finance

01

[Check dashboard with this link](#)

ABC (Pvt) Ltd

FINANCE DASHBOARD



Income Statement



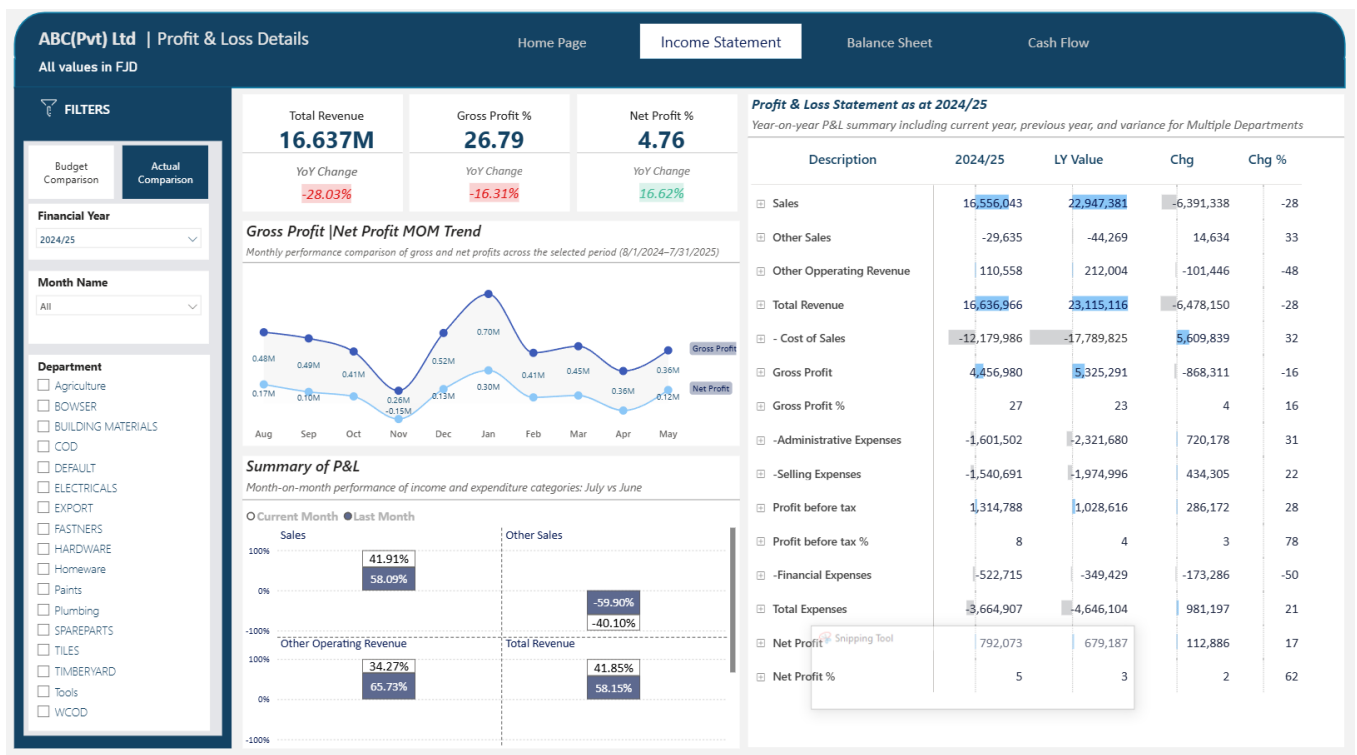
Balance Sheet



Cash Flow



Developed By : PBI Team





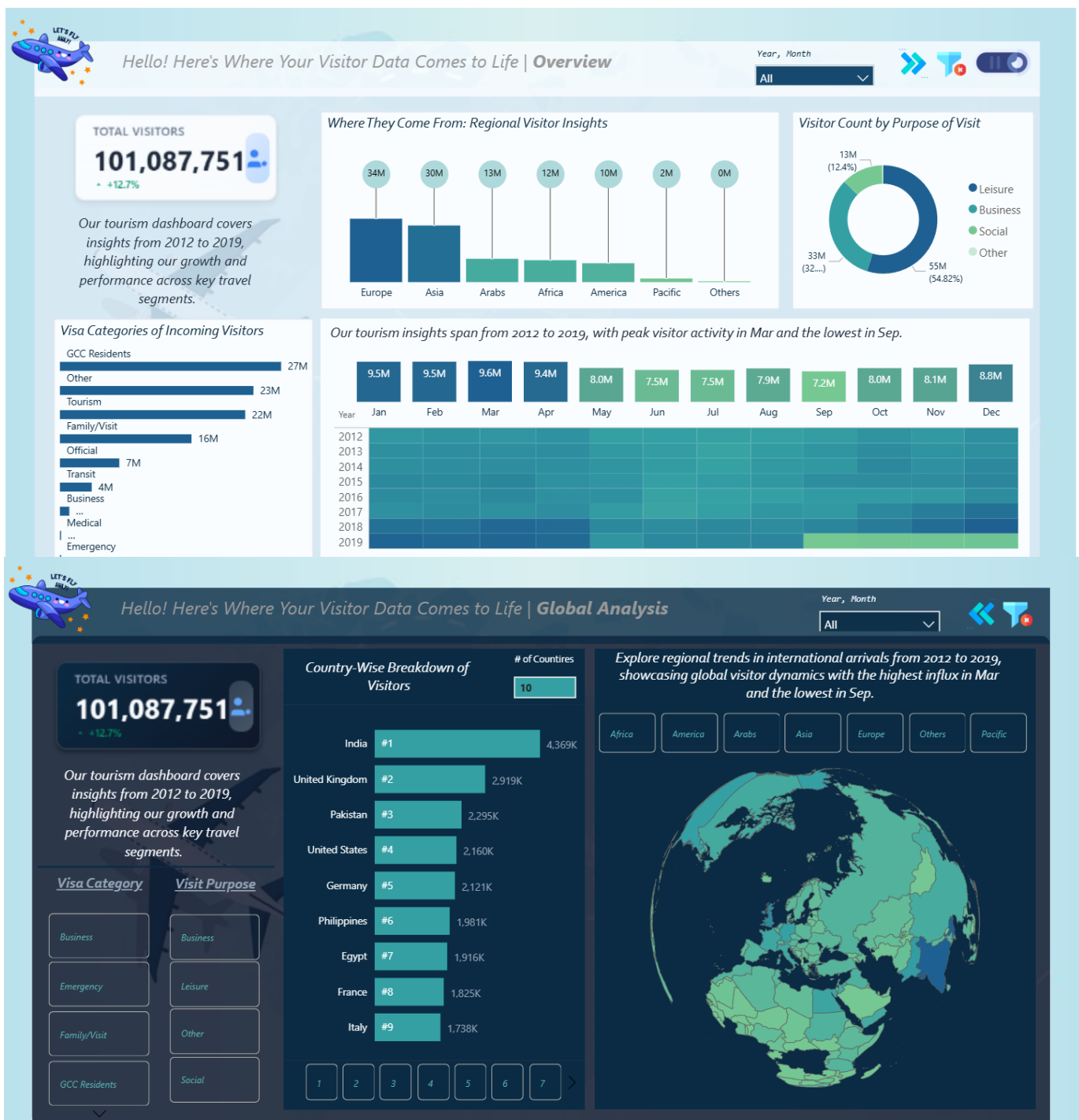
Tourism

02

Tourism Industry Intelligence Solution

Comprehensive tourism sector analysis including visitor analytics, seasonal trends, revenue optimization, and destination performance metrics.

[Check dashboard with this link](#)





Health Care

03

Advanced Hospital Operations Intelligence

Our healthcare solution provides a fully integrated hospital management system covering:

- Patient Records Management:** Comprehensive patient journey tracking
- Doctor Performance Analytics:** Workload distribution and efficiency metrics
- Admission & Discharge Analytics:** Capacity planning and patient flow optimization
- Emergency Department Monitoring:** Real-time emergency case tracking
- Financial Performance:** Revenue analysis and cost optimization

Key Features:

- Patient encounter analysis with demographic insights
- Admission trends and capacity utilization
- Emergency department performance metrics (8.33% emergency rate tracking)
- Department-wise patient distribution (Ambulatory, Emergency, Inpatient, Outpatient)
- Revenue tracking and profit margin analysis
- Procedure volume and outcome analysis

Business Impact: Improve patient care quality, optimize resource allocation, reduce operational costs, and enhance overall hospital efficiency through data-driven healthcare management.



Health Care

03

Check dashboard with this link





Inventory

04

Advanced Inventory Optimization System

Our inventory solution delivers sophisticated excess inventory analysis and management:

- **Excess Stock Analysis:** Real-time identification of overstock situations
- **Risk Assessment:** Multi-level risk categorization (Low, Medium, High)
- **Supplier Analytics:** Vendor performance and dependency analysis
- **Stock Clearance Prioritization:** Data-driven inventory liquidation strategies
- **Turnover Analysis:** Product movement and sales velocity tracking

Business Impact: Reduce carrying costs, improve cash flow, minimize waste, and optimize inventory levels through intelligent stock management and predictive analytics.



Inventory

04

Check dashboard with this link



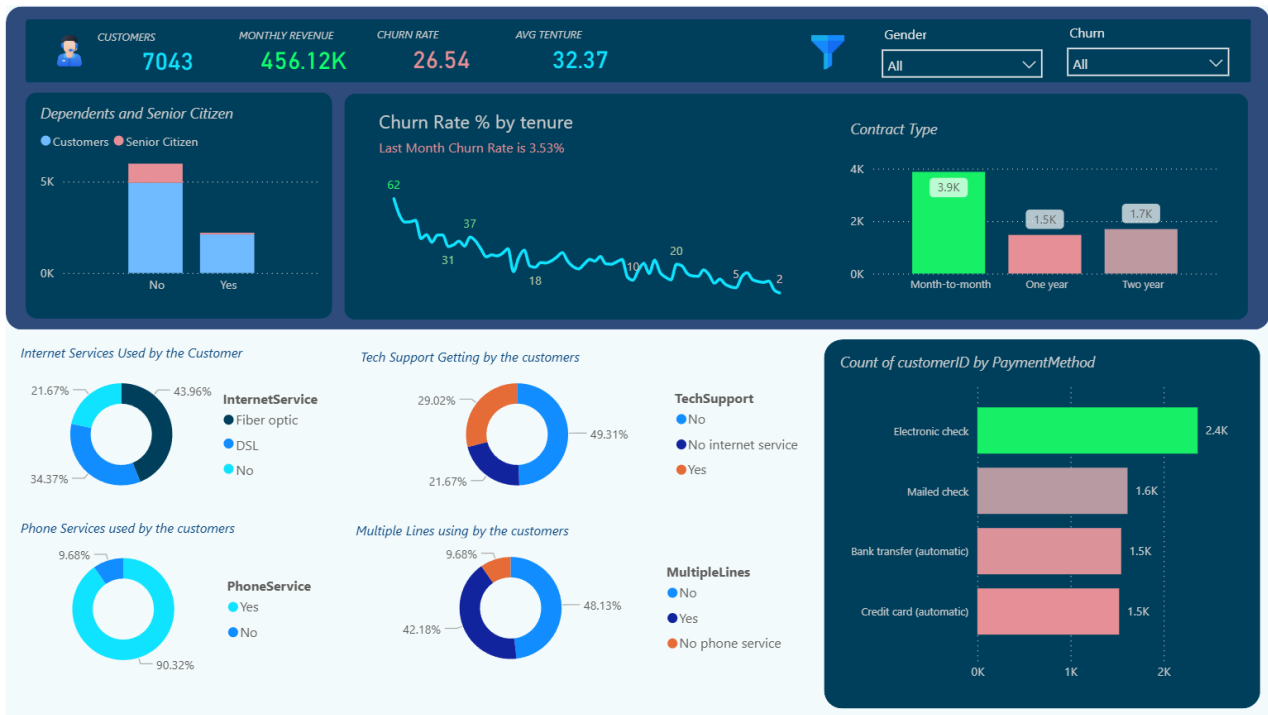


Other

05

Customer Churn

Check dashboard with this link



Call Centre Analysis

[Check dashboard with this link](#)





Services

Transform your data into insights with multi-page dashboards featuring:

Data Integration

Connect multiple data sources (Excel, SQL, APIs, Cloud services)

Automated Reporting

Scheduled refresh and email distribution

Interactive Features

Drill-through capabilities, dynamic filtering, bookmark navigation

Mobile Optimization

Responsive design for tablet and smartphone access



Services

Transform your data into insights with multi-page dashboards featuring:

Advanced Analytics

Forecasting, trend analysis, statistical modeling

Additional Services

- Data cleaning and preparation using Power Query
- Database design and optimization
- User training and documentation
- Ongoing support and maintenance



Contact

Ready to Begin?

Contact Information



- **Email:**
- **LinkedIn:**
- **Portfolio:**
- **Number:**

Availability: Monday-Saturday, 9 AM - 6 PM (GMT +5:30)

What Happens Next

1. **Schedule a consultation** to discuss your specific requirements
2. **Share your data samples** for accurate scope estimation
3. **Receive a customized proposal** tailored to your exact needs
4. **Begin development** within 48 hours of agreement



Contact



Why Choose This Partnership?



- **Proven Expertise:** Specialized experience in your industry vertical
- **Cost-Effective:** International quality at competitive regional rates
- **Collaborative Approach:** Your vision, my technical expertise
- **Results-Focused:** Dashboards that drive real business decisions

Let's schedule a 30-minute discovery call to explore how Power BI can transform your data into your competitive advantage.

"Data is the new oil, but insights are the refined fuel that powers business growth."

Ready to unlock your data's potential? Let's connect today.